


















Final Results

1:10 Electric Buggy

| | Driver Name | Race Class | Result | Highest |
|---|---|---------------------|-------------------|---------|
| 1 |  Tobias Dörig CHE [TQ] | 1:10 Electric Buggy | [2] 20/10:05.017 | A Main |
| 2 |  Dominik Stauffer CHE | 1:10 Electric Buggy | [5] 20/10:44.674 | A Main |
| 3 |  Martin Gifford GBR | 1:10 Electric Buggy | [5] 20/10:48.265 | A Main |
| 4 |  Giuliano Resta CHE | 1:10 Electric Buggy | [6] 19/10:22.002 | A Main |
| 5 |  Cyrill Schmidt CHE | 1:10 Electric Buggy | [9] 17/10:21.463 | A Main |
| 6 |  Daniel Faller CHE | 1:10 Electric Buggy | [10] 17/10:55.978 | A Main |

1:8 Electric Buggy

| | Driver Name | Race Class | Result | Highest |
|----|--|--------------------|-------------------|---------|
| 1 |  Dominik Stauffer CHE | 1:8 Electric Buggy | [2] 42/20:27.793 | A Main |
| 2 |  Tobias Dörig CHE [TQ] | 1:8 Electric Buggy | [4] 42/20:28.496 | A Main |
| 3 |  Kenny Niedworok DEU | 1:8 Electric Buggy | [4] 42/20:40.146 | A Main |
| 4 |  Giuliano Resta CHE | 1:8 Electric Buggy | [8] 40/20:24.021 | A Main |
| 5 |  Thierry Boegli CHE | 1:8 Electric Buggy | [9] 40/20:45.937 | A Main |
| 6 |  Daniele Miguel CHE | 1:8 Electric Buggy | [12] 38/20:10.139 | A Main |
| 7 |  Heinz Büchler CHE | 1:8 Electric Buggy | [2] 38/20:15.938 | B Main |
| 8 |  Cyrill Schmidt CHE | 1:8 Electric Buggy | [4] 36/20:19.430 | B Main |
| 9 |  Daniel Faller CHE | 1:8 Electric Buggy | [5] 36/20:53.496 | B Main |
| 10 |  Patrick Steinmann CHE | 1:8 Electric Buggy | [8] 28/20:09.930 | B Main |
| 11 |  Marco Kahmann DEU | 1:8 Electric Buggy | [9] 28/16:46.317 | B Main |