


















Final Results

1:10 Electric Buggy

	Driver Name	Race Class	Result	Highest
1	 Tobias Dörig CHE [TQ]	1:10 Electric Buggy	[2] 24/10:41.557	A Main
2	 Dominik Stauffer CHE	1:10 Electric Buggy	[3] 24/10:43.264	A Main
3	 Giuliano Resta CHE	1:10 Electric Buggy	[5] 22/10:10.986	A Main
4	 Martin Gifford GBR	1:10 Electric Buggy	[7] 21/10:26.154	A Main
5	 Cyrill Schmidt CHE	1:10 Electric Buggy	[9] 21/10:38.902	A Main
6	 Ivo Ludwig CHE	1:10 Electric Buggy	[12] 16/10:44.255	A Main
7	 Til Meyer CHE	1:10 Electric Buggy	[13] 15/10:39.019	A Main

1:8 Electric Buggy

	Driver Name	Race Class	Result	Highest
1	 Dominik Stauffer CHE	1:8 Electric Buggy	[2] 48/20:16.328	A Main
2	 Tobias Dörig CHE [TQ]	1:8 Electric Buggy	[3] 48/20:03.864	A Main
3	 Kenny Niedworok DEU	1:8 Electric Buggy	[5] 48/20:09.172	A Main
4	 Giuliano Resta CHE	1:8 Electric Buggy	[8] 46/20:35.591	A Main
5	 Daniele Miguel CHE	1:8 Electric Buggy	[10] 44/20:35.710	A Main
6	 Cyrill Schmidt CHE	1:8 Electric Buggy	[2] 43/20:27.600	B Main
7	 Heinz Büchler CHE	1:8 Electric Buggy	[4] 42/20:54.012	B Main
8	 Marco Kahmann DEU	1:8 Electric Buggy	[6] 39/20:34.647	B Main
9	 Til Meyer CHE	1:8 Electric Buggy	[7] 39/20:15.458	B Main
10	 Ivo Ludwig CHE	1:8 Electric Buggy	[9] 38/20:40.838	B Main