














Final Results



1:10 Electric Buggy

	Driver Name	Race Class	Result	Highest
1	 Dominik Stauffer CHE [TQ]	1:10 Electric Buggy	[2] 24/10:46.193	A Main
2	 Giuliano Resta CHE	1:10 Electric Buggy	[4] 23/10:30.625	A Main
3	 Martin Gifford GBR	1:10 Electric Buggy	[5] 22/10:40.129	A Main
4	 Cyrill Schmidt CHE	1:10 Electric Buggy	[8] 20/10:21.229	A Main
5	 Daniel Faller CHE	1:10 Electric Buggy	[10] 18/10:29.561	A Main

1:8 Electric Buggy

	Driver Name	Race Class	Result	Highest
1	 Dominik Stauffer CHE [TQ]	1:8 Electric Buggy	[2] 48/20:24.463	A Main
2	 Kenny Niedworok DEU	1:8 Electric Buggy	[4] 46/20:10.096	A Main
3	 Giuliano Resta CHE	1:8 Electric Buggy	[5] 46/20:37.787	A Main
4	 Elio Gamba CHE	1:8 Electric Buggy	[8] 44/20:09.635	A Main
5	 Thierry Boegli CHE	1:8 Electric Buggy	[9] 44/20:34.347	A Main
6	 Daniele Miguel CHE	1:8 Electric Buggy	[10] 43/20:21.432	A Main
7	 Til Meyer CHE	1:8 Electric Buggy	[14] 27/14:10.790	A Main
8	 Patrick Steinmann CHE	1:8 Electric Buggy	[16] 19/12:59.652	A Main

Mixed

	Driver Name	Race Class	Result	Highest
1	 Til Meyer CHE [TQ]	Mixed	[1] 11/5:27.969	A Main
2	Jan Huter	Mixed	[2] 10/5:19.912	A Main
3	Christian Faller	Mixed	[3] 9/5:12.054	A Main
4	 Daniel Bürge CHE	Mixed	[4] 3/3:37.737	A Main